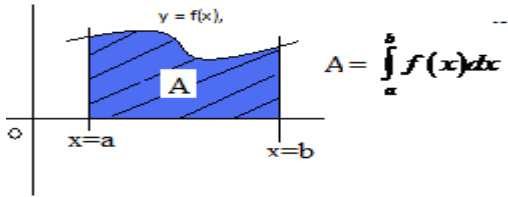


AREAS UNDER CURVES

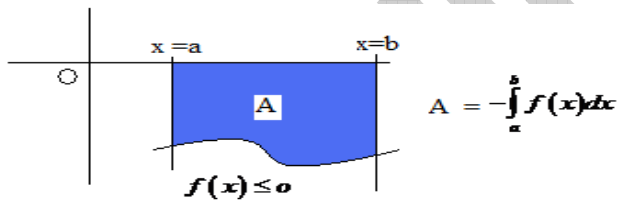
- 1.** Let f be a continuous curve over $[a, b]$. If $f(x) \geq 0$ in $[a, b]$, then the area of the region bounded by $y = f(x)$, x -axis and the lines $x=a$ and $x=b$ is given by

$$\int_a^b f(x) dx.$$



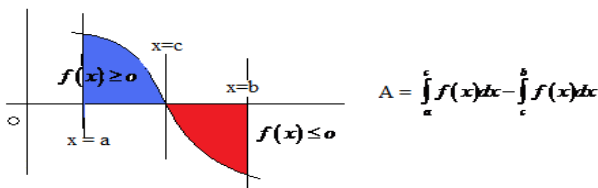
- 2.** Let f be a continuous curve over $[a, b]$. If $f(x) \leq 0$ in $[a, b]$, then the area of the region bounded by $y = f(x)$, x -axis and the lines $x=a$ and $x=b$ is given by

$$-\int_a^b f(x) dx$$



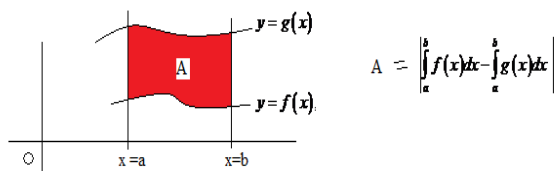
- 3.** Let f be a continuous curve over $[a, b]$. If $f(x) \geq 0$ in $[a, c]$ and $f(x) \leq 0$ in $[c, b]$ where $a < c < b$. Then the area of the region bounded by the curve $y = f(x)$,

the x -axis and the lines $x=a$ and $x=b$ is given by $\int_a^c f(x) dx - \int_c^b f(x) dx$.



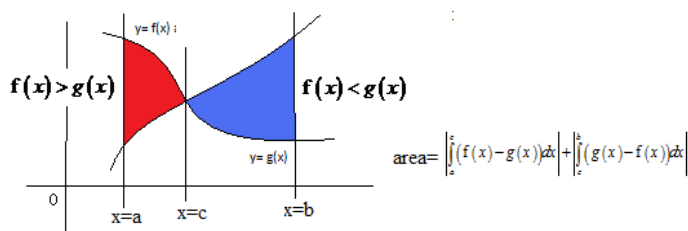
4. Let $f(x)$ and $g(x)$ be two continuous functions over $[a, b]$. Then the area of the region bounded by the curves $y = f(x)$, $y = g(x)$ and the lines $x = a$, $x = b$ is given

by $\left| \int_a^b f(x)dx - \int_a^b g(x)dx \right|$.

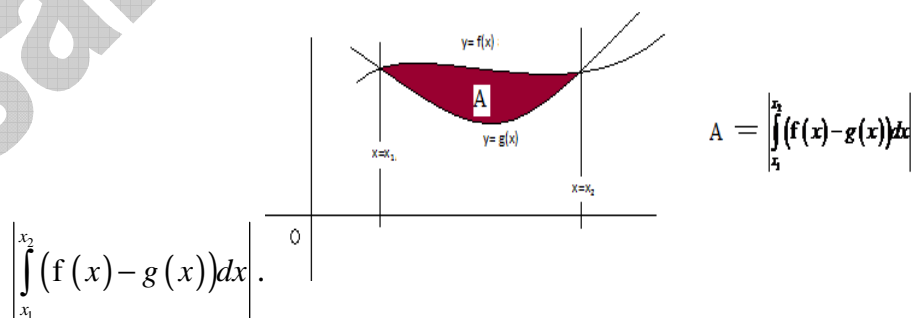


5. Let $f(x)$ and $g(x)$ be two continuous functions over $[a, b]$ and $c \in (a, b)$. If $f(x) > g(x)$ in (a, c) and $f(x) < g(x)$ in (c, b) then the area of the region bounded by the curves $y = f(x)$ and $y = g(x)$ and the lines $x = a$, $x = b$ is given by

$$\left| \int_a^c (f(x) - g(x))dx \right| + \left| \int_c^b (g(x) - f(x))dx \right|$$

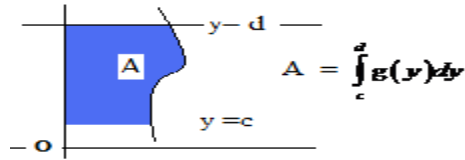


6. let $f(x)$ and $g(x)$ be two continuous functions over $[a, b]$ and these two curves are intersecting at $X = x_1$ and $x = x_2$ where $x_1, x_2 \in (a, b)$ then the area of the region bounded by the curves $y = f(x)$ and $y = g(x)$ and the lines $x = x_1$, $x = x_2$ is given by



$$\left| \int_{x_1}^{x_2} (f(x) - g(x))dx \right|$$

Note: The area of the region bounded by $x = g(y)$ where g is non negative continuous function in $[c,d]$, the y axis and the lines $y = c$ and $y = d$ is given by $\int_c^d g(y) dy$.



Very Short Answer Questions

1. Find the area of the region enclosed by the given area

i) $y = \cos x$, $y = 1 - \frac{2x}{\pi}$.

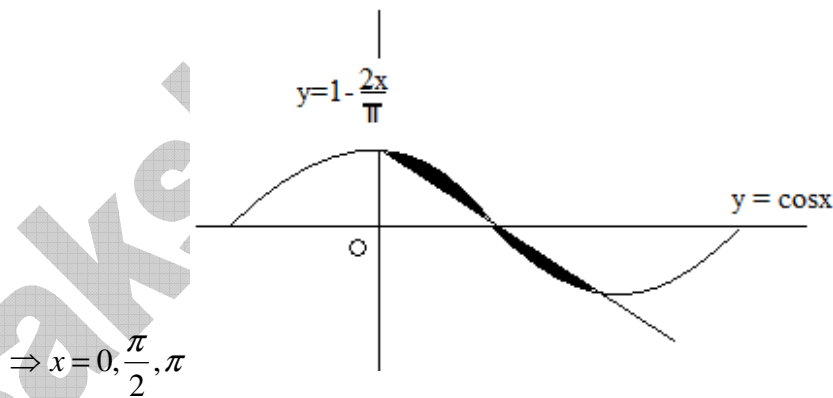
Sol: Equations of the given curves are

$y = \cos x$ (1)

$y = 1 - \frac{2x}{\pi}$ ----- (2)

Solving (1) and (2)

$\cos x = 1 - \frac{2x}{\pi}$



The curves are intersecting at $\Rightarrow x = 0, \frac{\pi}{2}, \pi$

in $\left(0, \frac{\pi}{2}\right)$, (1) > (2) and in $\left(\frac{\pi}{2}, \pi\right)$, (2) > (1)

Therefore required area = $\int_0^{\frac{\pi}{2}} (y \text{ of (1)} - y \text{ of (2)}) dx + \int_{\frac{\pi}{2}}^{\pi} (y \text{ of (2)} - y \text{ of (1)}) dx =$

$$\int_0^{\frac{\pi}{2}} \left(\cos x - 1 + \frac{2x}{\pi} \right) dx + \int_{\frac{\pi}{2}}^{\pi} \left(1 - \frac{2x}{\pi} - \cos x \right) dx$$

$$= \left(\sin x - x + \frac{x^2}{\pi} \right)_0^{\frac{\pi}{2}} + \left(x - \frac{x^2}{\pi} - \sin x \right)_{\frac{\pi}{2}}^{\pi}$$

$$= 2 - \frac{\pi}{2}$$

2. $y = \cos x$, $y = \sin 2x$, $x = 0$, $x = \frac{\pi}{2}$

Sol: Given curves $y = \cos x$ ---- (1)

$$y = \sin 2x \text{ ---- (2)}$$

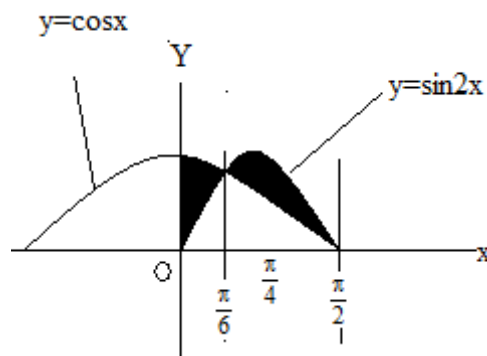
Solving (1) and (2), $\cos x = \sin 2x$

$$\cos x - 2 \sin x \cos x = 0 \quad (\text{where } \sin(2x) = 2 \sin x \cos x.)$$

$$\cos x = 0 \text{ and } 1 - 2 \sin x = 0$$

$$x = \frac{\pi}{2}, \sin x = \frac{1}{2} \Rightarrow x = \frac{\pi}{6}$$

Given curve re intersecting at $x = \frac{\pi}{2}, \frac{\pi}{6}$



Required area =

$$\int_0^{\frac{\pi}{6}} (\cos x - \sin 2x) dx + \int_{\frac{\pi}{6}}^{\frac{\pi}{2}} (\sin 2x - \cos x) dx$$

$$= \left(\sin x + \frac{\cos 2x}{2} \right)_0^{\frac{\pi}{6}} + \left(-\frac{\cos 2x}{2} - \sin x \right)_{\frac{\pi}{6}}^{\frac{\pi}{2}}$$

$$= \left[\left(\frac{1}{2} + \frac{1}{4} \right) - \left(0 + \frac{1}{2} \right) \right] - \left[\left(\frac{1}{2} - 1 \right) - \left(-\frac{1}{4} - \frac{1}{2} \right) \right]$$

$$= \frac{1}{2} + \frac{1}{4} - \frac{1}{2} - \frac{1}{2} + \frac{1}{4} + \frac{1}{2} = \frac{1}{2} \text{ sq. units}$$

3. $y = x^3 + 3, y = 0, x = -1, x = 2$

Sol: $y = x^3 + 3, y = 0, x = -1, x = 2$

Given curve is continuous in $[-1, 2]$ and $y > 0$.

Area bounded by $y = x^3 + 3, x$ -axis, $x = -1, x = 2$ is $\int_{-1}^2 y dx$

$$= \int_{-1}^2 (x^3 + 3) dx = \left(\frac{x^4}{4} + 3x \right)_{-1}^2$$

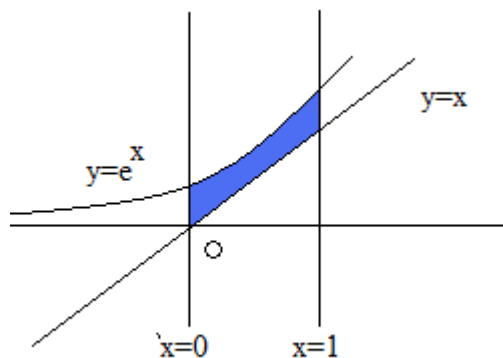
$$= \left(\frac{2^4}{4} + 3 \cdot 2 \right) - \left(\frac{(-1)^4}{4} + 3(-1) \right)$$

$$= 12 \frac{3}{4} \text{ sq. units}$$

4. $y = e^x, y = x, x = 0, x = 1$

Sol: Given curve is $y = e^x$

Lines are $y = x, x = 0$ and $x = 1$.



Required area =

$$\int_0^1 (e^x - x) dx = \left(e^x - \frac{x^2}{2} \right)_0^1$$

$$= \left(e - \frac{1}{2} \right) - (1 - 0) = e - \frac{3}{2}$$

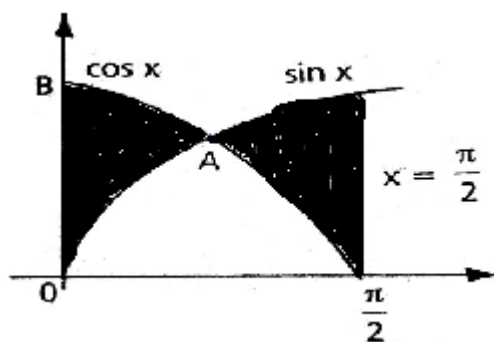
5. $y = \sin x, y = \cos x ; x = 0, x = \frac{\pi}{2}$

Sol. Given curves $y = \sin x$ ---- (1)

$y = \cos x$ ----- (2)

From (1) and (2), $\cos x = \sin x$

$$\Rightarrow x = \frac{\pi}{4}$$



Between 0 and, $\frac{\pi}{4}$ $\cos x > \sin x$

Between $\frac{\pi}{4}$ and $\frac{\pi}{2}$, $\cos x < \sin x$

Required area

$$\begin{aligned}
 &= \int_0^{\frac{\pi}{4}} (\cos x - \sin x) dx + \int_{\frac{\pi}{4}}^{\frac{\pi}{2}} (\sin x - \cos x) dx \\
 &= (\sin x + \cos x) \Big|_0^{\frac{\pi}{4}} - (\sin x + \cos x) \Big|_{\frac{\pi}{4}}^{\frac{\pi}{2}} \\
 &= (\sqrt{2} - 1) + (\sqrt{2} - 1) = 2(\sqrt{2} - 1) \text{ sq. units.}
 \end{aligned}$$

6. $x = 4 - y^2$, $x = 0$.

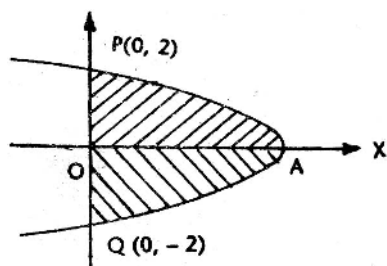
Sol: Given curve is $x = 4 - y^2$ --- (1)

Put $y=0$ then $x=4$.

The parabola $x = 4 - y^2$ meets the x - axis at $A(4,0)$.

Required area = region AQPA

Since the parabola is symmetrical about X - axis,



Required area = 2 Area of OAP

$$\begin{aligned}
 &= 2 \int_0^2 (4 - y^2) dy = 2 \left(4y - \frac{y^3}{3} \right) \Big|_0^2 \\
 &= 2 \left(8 - \frac{8}{3} \right) = 2 \cdot \frac{16}{3} = \frac{32}{3} \text{ sq. units}
 \end{aligned}$$

7. Find the area enclosed within the curve $|x| + |y| = 1$.

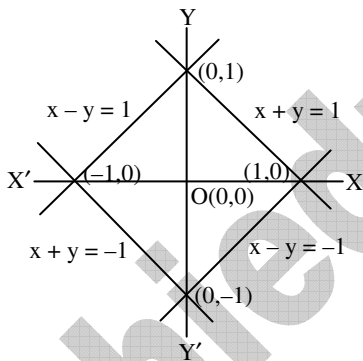
Sol: The given equation of the curve is $|x| + |y| = 1$ which represents $\pm x \pm y = 1$ representing four different lines forming a square.

Consider the line $x + y = 1 \Rightarrow y = 1 - x$

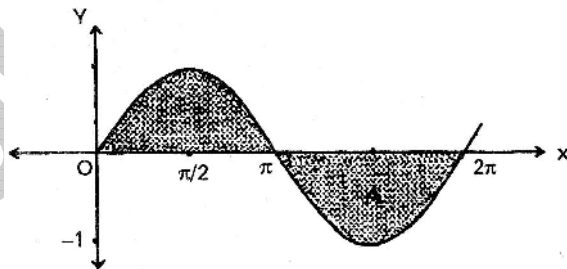
If the line touches the X-axis then $y = 0$ and one of the points of intersection with X-axis is $(1, 0)$.

Since the curve is symmetric with respect to coordinate axes, area bounded by $|x| + |y| = 1$ is

$$\begin{aligned} &= 4 \int_0^1 (1-x) dx \\ &= 4 \left(x - \frac{x^2}{2} \right)_0^1 \\ &= 4 - \frac{4}{2} = 2 \text{ sq. units.} \end{aligned}$$



8. Find the area under the curve $f(x) = \sin x$ in $(0, 2\pi)$



Sol:

$$f(x) = \sin x,$$

We know that in $[0, \pi]$, $\sin x \geq 0$ and $[\pi, 2\pi]$, $\sin x \leq 0$

$$\text{Required area} = \int_1^{\pi} \sin x \, dx + \int_{\pi}^{2\pi} (-\sin x) \, dx$$

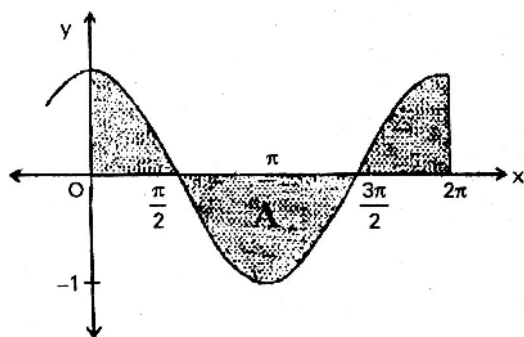
$$(-\cos x)_0^{\pi} [\cos x]_{\pi}^{2\pi}$$

$$= -\cos \pi + \cos 0 + \cos 2\pi - \cos \pi$$

$$= -(-1) + 1 + 1 - (-1) = 1 + 1 + 1 + 1 = 4$$

9. Find the area under the curve $f(x) = \cos x$ in $[0, 2\pi]$.

Sol: We know that $\cos x \geq 0$ in $\left(0, \frac{\pi}{2}\right) \cup \left(\frac{3\pi}{2}, \pi\right)$ and ≤ 0 in $\left(\frac{\pi}{2}, \frac{3\pi}{2}\right)$



Required area

$$= \int_0^{\frac{\pi}{2}} \cos x \, dx + \int_{\frac{\pi}{2}}^{\frac{3\pi}{2}} (-\cos x) \, dx + \int_{\frac{3\pi}{2}}^{2\pi} \cos x \, dx$$

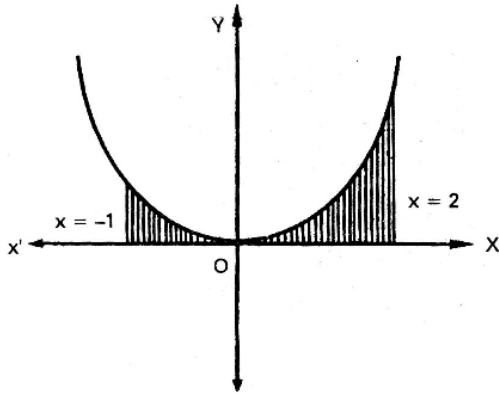
$$= (\sin x)_0^{\frac{\pi}{2}} + (-\sin x)_{\frac{\pi}{2}}^{\frac{3\pi}{2}} + (\sin x)_{\frac{3\pi}{2}}^{2\pi}$$

$$= \sin \frac{\pi}{2} - \sin 0 - \sin \frac{3\pi}{2} + \sin \frac{\pi}{2} + \sin 2\pi - \sin \frac{3\pi}{2}$$

$$= 1 - 0 - (-1) + 1 + 0 - (-1)$$

$$= 1 + 1 + 1 + 1 = 4.$$

- 10.** Find the area bounded by the parabola $y = x^2$, the X-axis and the lines $x = -1$, $x = 2$



Sol:

$$\begin{aligned}\text{Required area} &= \int_{-1}^2 x^2 dx = \left(\frac{x^3}{3} \right)_{-1}^2 \\ &= \frac{1}{3} (2^3 - (-1)^3) = \frac{1}{3} (8+1) = \frac{9}{3} = 3\end{aligned}$$

- 11.** Find the area cut off between the line y and the parabola $y = x^2 - 4x + 3$.

Sol:

Equation of the parabola is $y = x^2 - 4x + 3$

Equation of the line is $y = 0$

$$x^2 - 4x + 3 = 0, (x-1)(x-3) = 0, x = 1, 3$$

The curve takes negative values for the values of x between 1 and 3.

$$\begin{aligned}\text{Required area} &= \int_1^3 -(x^2 - 4x + 3) dx \\ &= \int_1^3 (-x^2 + 4x - 3) dx \\ &= \left(-\frac{x^3}{3} + 2x^2 - 3x \right)_1^3 \\ &= (-9 + 18 - 9) - \left(-\frac{1}{3} + 2 - 3 \right) \\ &= \frac{10}{2} - 2 = \frac{4}{3}\end{aligned}$$

Short Answer Questions

1. $x = 2 - 5y - 3y^2$, $x = 0$.

Sol:

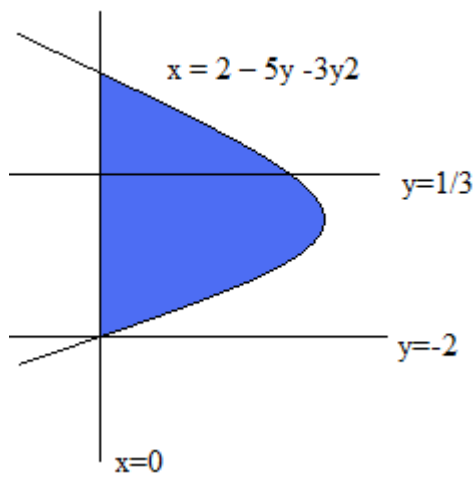
Given curve $x = 2 - 5y - 3y^2$ and $x = 0$

Solving the equations

$$2 - 5y - 3y^2 = 0,$$

$$3y^2 + 5y - 2 = 0$$

$$\Rightarrow (y + 2)(3y - 1) = 0 \Rightarrow y = -2 \text{ or } \frac{1}{3}$$



$$\text{Required area} = \int_{-2}^{\frac{1}{3}} (2 - 5y - 3y^2) dy$$

$$= \left(2y - \frac{5}{2}y^2 - y^3 \right)_{-2}^{\frac{1}{3}}$$

$$= \left(\frac{2}{3} - \frac{5}{2} \cdot \frac{1}{9} - \frac{1}{27} \right) - \left(-4 - \frac{5}{2} \cdot 4 + 8 \right)$$

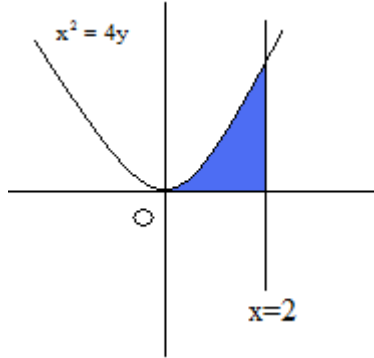
$$= \left(\frac{2}{3} - \frac{5}{8} - \frac{1}{27} \right) + 6$$

$$= \frac{36 - 15 - 2 + 324}{54} = \frac{343}{54} \text{ sq. units}$$

2. $x^2 = 4y, x = 2, y = 0$

Sol. Given curve $x^2 = 4y,$

$X=2$ and $y=0$ i.e., x- axis

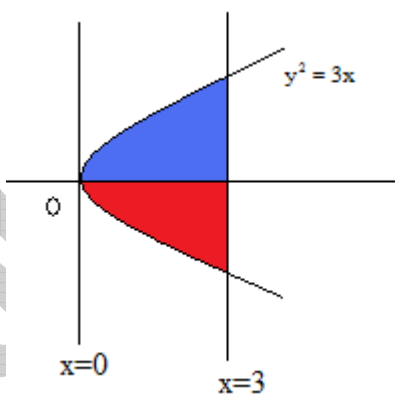


$$\text{Required curve} = \int_0^2 y \, dx = \int_0^2 \frac{x^2}{4} \, dx =$$

$$\left(\frac{x^3}{12} \right)_0^2 = \frac{8}{12} = \frac{2}{3} \text{ sq. units.}$$

3. $y^2 = 3x, x = 3.$

Given curve is $y^2 = 3x$ and the line is $x = 3$



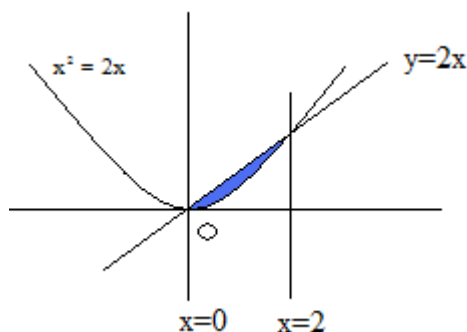
The parabola is symmetrical about X – axis Required area = 2 (area of the region bounded by the curve, x-axis, x=0 and x=3)

$$= 2 \int_0^3 y \, dx = 2 \int_0^3 \sqrt{3} \cdot \sqrt{x} \, dx$$

$$= \left(2\sqrt{3} \cdot \frac{x^{\frac{3}{2}}}{\frac{3}{2}} \right)_0^{3\sqrt{3}} = \frac{4\sqrt{3}}{3} \cdot (3\sqrt{3} - 0) = 12 \text{ sq. units}$$

4) $y = x^2, y = 2x$.

Sol:



Eliminating y , we get $x^2 = 2x$

$$x^2 - 2x = 0, x(x-2) = 0$$

$$x = 0 \text{ or } x = 2, y = 0 \text{ or } y = 4$$

Points of intersection are $O(0,0), A(2,4)$

$$\begin{aligned} \text{Required area} &= \int_0^2 (2x - x^2) dx \\ &= \left(x^2 - \frac{x^3}{3} \right)_0^2 = 4 - \frac{8}{3} = \frac{4}{3} \text{ sq. units} \end{aligned}$$

5. $y = \sin 2x, y = \sqrt{3} \sin x, x = 0, x = \frac{\pi}{6}$.

Sol; $y = \sin 2x$ ----- (1)

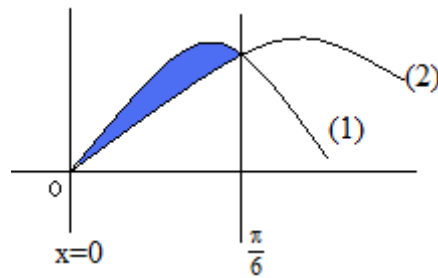
$$y = \sqrt{3} \sin x \text{ ----- (2)}$$

$$\text{Solving } \sin 2x = \sqrt{3} \sin x$$

$$\Rightarrow 2 \sin x \cdot \cos x = \sqrt{3} \sin x$$

$$\Rightarrow \sin x = 0 \text{ or } 2 \cos x = \frac{\sqrt{3}}{2}$$

$$\Rightarrow x = 0, \cos x = \frac{\sqrt{3}}{2} \Rightarrow x = \frac{\pi}{6}$$



$$\begin{aligned} \text{Required area} &= \int_0^{\frac{\pi}{6}} (\sin 2x - \sqrt{3} \sin x) dx \\ &= \left(-\frac{\cos 2x}{2} + \sqrt{3} \cos x \right)_0^{\frac{\pi}{6}} \\ &= \left(-\frac{1}{4} + \sqrt{3} \cdot \frac{\sqrt{3}}{2} \right) - \left(-\frac{1}{2} + \sqrt{3} \right) \\ &= -\frac{1}{4} + \frac{3}{2} + \frac{1}{2} - \sqrt{3} = \frac{7}{4} - \sqrt{3} \text{ sq. units} \end{aligned}$$

6). $y = x^2, y = x^3$.

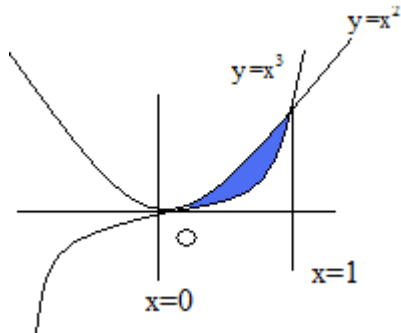
Sol: Given equations are $y = x^2$ _____ (1)

$y = x^3$ _____ (2)

From equation (1) and (2) $x^2 = x^3$

$$x^3 - x^2 = 0, x^2(x-1) = 0$$

$x = 0$ or 1



$$\text{Required area} = \int_0^1 (x^2 - x^3) dx$$

$$= \left(\frac{x^3}{3} - \frac{x^4}{4} \right)_0^1 = \frac{1}{3} - \frac{1}{4} = \frac{1}{12} \text{ sq. units}$$

7). $y = 4x - x^2$, $y = 5 - 2x$.

Sol:

Given curves $y = 4x - x^2$ _____ (i)

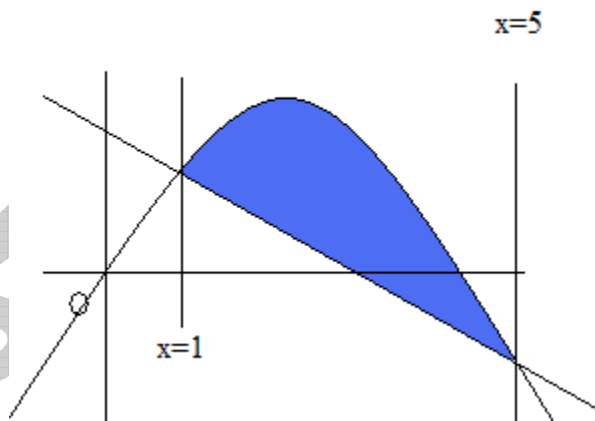
$y = 5 - 2x$ _____ (ii)

$y = -([x - 2]^2) + 4$, $y - 4 = (x - 2)^2$

Solving (i) and (ii) we get

$4x - x^2 = 5 - 2x$, $x^2 - 6x + 5 = 0$

$(x - 5)(x - 1) = 0$, $X = 1, 5$



$$\begin{aligned}\text{Required area} &= \int_1^5 (y_{\text{of}(1)} - y_{\text{of}(2)}) dx = \int_1^5 (4x - x^2 - 5 + 2x) dx \\ &= \int_1^5 (6x - x^2 - 5) dx = \int_1^5 \left(3x^2 - \frac{x^3}{3} - 5x \right) dx \\ &= \left(75 - \frac{125}{3} - 25 \right) - \left(3 - \frac{1}{3} - 5 \right) \\ &= 50 - \frac{125}{3} + 2 + \frac{1}{3} \\ &= \frac{150 - 125 + 6 + 1}{3} = \frac{32}{3} \text{ sq. units}\end{aligned}$$

8. Find the area in sq.units bounded by the

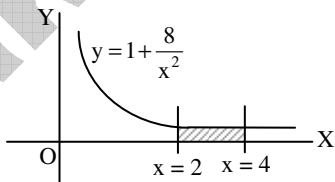
X-axis, part of the curve $y = 1 + \frac{8}{x^2}$ and the ordinates $x = 2$ and $x = 4$.

Sol: In $[2, 4]$ we have the equation of the curve given by $y = 1 + \frac{8}{x^2}$.

\therefore Area bounded by the curve $y = 1 + \frac{8}{x^2}$.

X-axis and the ordinates $x = 2$ and $x = 4$ is

$$\begin{aligned}&= \int_2^4 y dx = \int_2^4 \left(1 + \frac{8}{x^2} \right) dx \\ &= \left[x - \frac{8}{x} \right]_2^4 = \left(4 - \frac{8}{4} \right) - \left(2 - \frac{8}{2} \right) \\ &= 2 + 2 = 4 \text{ sq. units.}\end{aligned}$$



9. Find the area of the region bounded by the parabolas $y^2 = 4x$ and $x^2 = 4y$.

Sol: Given equations of curves are

$$y^2 = 4x \quad \dots (1)$$

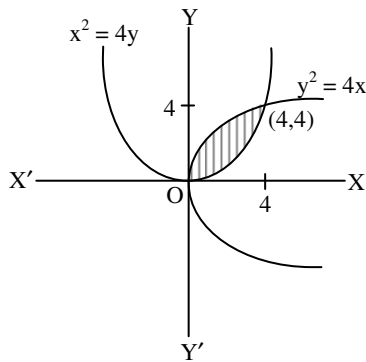
$$\text{And } x^2 = 4y \quad \dots(2)$$

Solving (1) and (2) the points of inter-section can be obtained.

$$Y^2 = 4x \Rightarrow y^4 = 16x^2 \Rightarrow y^4 = 64y \Rightarrow y = 4$$

$$\therefore 4x = y^2 \Rightarrow 4x = 16 \Rightarrow x = 4$$

Points of intersection are (0, 0) and (4, 4).



\therefore Area bounded between the parabolas

$$\begin{aligned} &= \int_0^4 \sqrt{4x} \, dx - \int_0^4 \frac{x^2}{4} \, dx \\ &= 2 \left[\frac{x^{3/2}}{3/2} \right]_0^4 - \frac{1}{4} \left[\frac{x^3}{3} \right]_0^4 \\ &= \frac{4}{3} (4^{3/2}) - \frac{1}{12} (64) \\ &= \frac{32}{3} - \frac{16}{3} = \frac{16}{3} \text{ sq.units.} \end{aligned}$$

- 10. Find the area bounded by the curve $y = \log x$, the X-axis and the straight line $x = e$.**

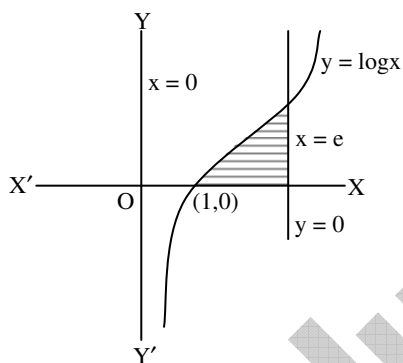
Sol: Area bounded by the curve $y = \log_e x$,
X-axis and the straight line $x = e$ is

$$= \int_1^e \log_e x \, dx$$

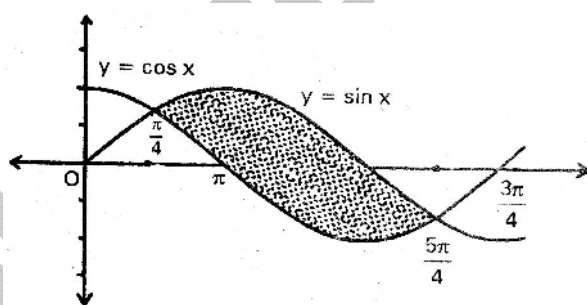
$$= [x \log x]_1^e - \int_1^e dx$$

(\because When $x = e$, $y = \log_e e = 1$)

$$= (e - 0) - (e - 1) = 1 \text{ sq.units.}$$



- 11. Find the area bounded by $y = \sin x$ and $y = \cos x$ between any two consecutive points of intersection .**



Sol:

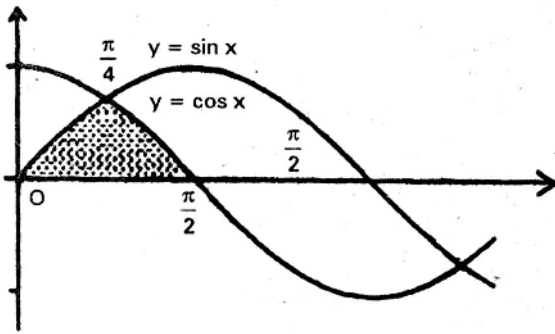
Two consecutive points of intersection are $x = \frac{\pi}{4}$ and $x = \frac{5\pi}{4}$

$$\sin x \geq \cos x \text{ for all } x \in \left(\frac{\pi}{4}, \frac{5\pi}{4} \right)$$

$$\text{Required area} = \int_{\frac{\pi}{4}}^{\frac{5\pi}{4}} (\sin x - \cos x) \, dx$$

$$\begin{aligned}
 &= (-\cos x - \sin x) \Big|_{\pi/4}^{5\pi/4} \\
 &= \left(-\cos \frac{5\pi}{4} - \sin \frac{5\pi}{4}\right) + \left(\cos \frac{\pi}{4} + \sin \frac{\pi}{4}\right) \\
 &= \frac{1}{\sqrt{2}} + \frac{1}{\sqrt{2}} + \frac{1}{\sqrt{2}} + \frac{1}{\sqrt{2}} = 4 \frac{1}{\sqrt{2}} = 2\sqrt{2}
 \end{aligned}$$

- 12.** Find the area of one of the curvilinear triangles bounded by $y = \sin x$, $y = \cos x$ and X - axis.

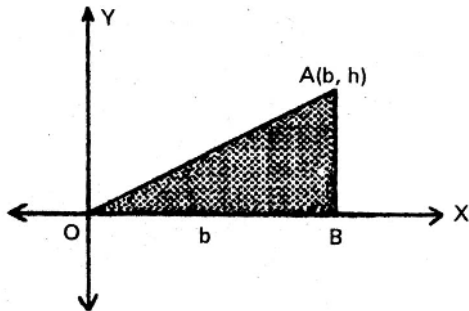


Sol:

$$\text{In } \left(0, \frac{\pi}{4}\right) \cos x \geq \sin x \text{ and } \left(\frac{\pi}{4}, \frac{\pi}{2}\right), \cos x \leq \sin x.$$

$$\begin{aligned}
 \text{Required area} &= \int_0^{\pi/4} \sin x \, dx + \int_{\pi/4}^{\pi/2} \cos x \, dx \\
 &= (-\cos x) \Big|_0^{\pi/4} + (\sin x) \Big|_{\pi/4}^{\pi/2} \\
 &= -\cos \frac{\pi}{4} + \cos 0 + \sin \frac{\pi}{2} - \sin \frac{\pi}{4} \\
 &= -\frac{1}{\sqrt{2}} + 1 + 1 - \frac{1}{\sqrt{2}} = 2 \left(1 - \frac{1}{\sqrt{2}}\right) = 2 - \sqrt{2}
 \end{aligned}$$

- 13. Find the area of the right angled triangle with base b and altitude h , using the fundamental theorem of integral calculus.**



Sol:

OAB is a right angled triangle and $\angle B = 90^\circ$ take 'O' as the origin and OB as positive X – axis

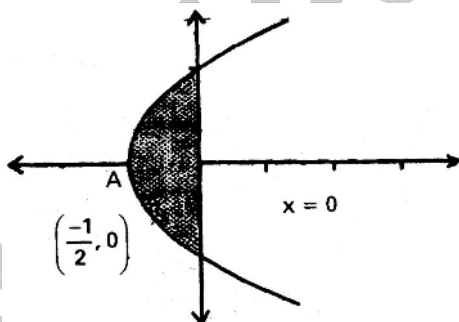
If $OB = b$ and $AB = h$, then co – ordinates of A are (b, h)

Equation of OA is $y = \frac{h}{b}x$

$$\text{Area of the triangle OAB} = \int_0^b \frac{h}{b} x dx$$

$$= \frac{h}{b} \left(\frac{x^2}{2} \right)_0^b = \frac{h}{b} \frac{b^2}{2} = \frac{1}{2} bh.$$

- 14. Find the area bounded between the curves $y^2 - 1 = 2x$ and $x = 0$**



Sol:

The parabola $y^2 - 1 = 2x$ meets

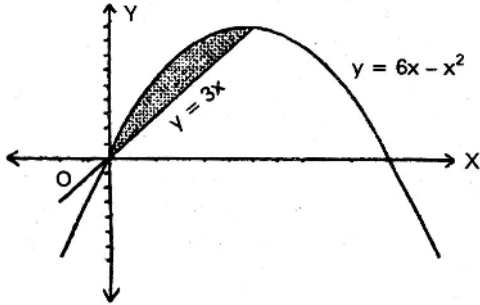
X – axis at A $\left(-\frac{1}{2}, 0\right)$ and Y – axis at $y = 1$

$y = -1$. The curve is symmetrical about X – axis required area

$$= \int_{-1}^1 (-x) dy = \int_{-1}^1 -\left(\frac{y^2 - 1}{2}\right) dy$$

$$= \int_0^1 -(y^2 - 1) dy = \left(-\frac{y^3}{3} + y \right)_0^1 = 1 - \frac{1}{3} = \frac{2}{3}$$

15. Find the area enclosed by the curves $y = 3$ and $y = 6x - x^2$.



Sol:

The straight line $y = 3x$ meets the parabola

$$y = 6x - x^2. \quad 3x = 6x - x^2, \quad x^2 - 3x = 0$$

$$x(x - 3) = 0, \quad x = 0 \text{ or } 3$$

$$\text{Required area} = \int_0^3 (6x - x^2 - 3x) dx$$

$$= \int_0^3 (3x - x^2) dx = \left(\frac{3x^2}{2} - \frac{x^3}{3} \right)_0^3$$

$$= \frac{27}{2} - \frac{27}{3} = \frac{27}{6} = \frac{9}{2}$$

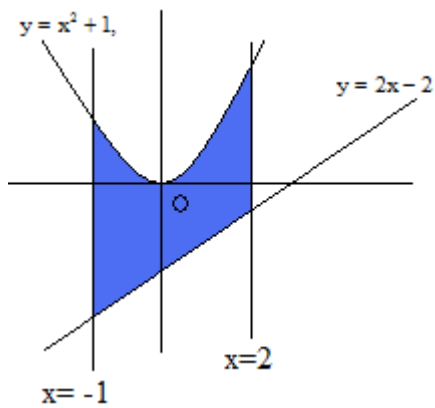
Long Answer Questions

1. $y = x^2 + 1, y = 2x - 2, x = -1, x = 2$.

Sol: Equation of the curves are

$$y = x^2 + 1 \quad \text{_____ (1)}$$

$$y = 2x - 2 \quad \text{_____ (2)}$$



Area between the given curves

$$= \int_{-1}^2 (f(x) - g(x)) dx$$

$$= \int_{-1}^2 [(x^2 - 1) - (2x - 2)] dx$$

$$= \int_{-1}^2 (x^2 - 2x + 3) dx$$

$$= \left(\frac{8}{3} - 4 + 6 \right) - \left(-\frac{1}{3} - 1 - 3 \right)$$

$$\frac{8}{3} + 2 + 4 + \frac{1}{3} = 3 + 6 = 9 \text{ sq. units.}$$

2. $y^2 = 4x, y^2 = 4(4-x)$

Sol: Equation of the curves are

$$y^2 = 4x \text{ ----(1)}$$

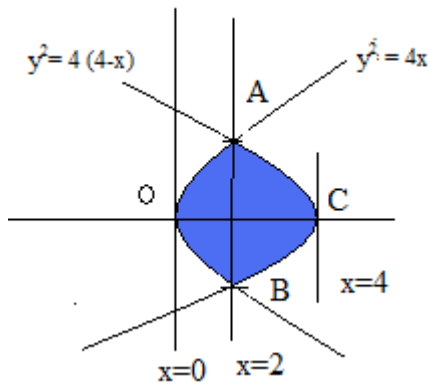
$$y^2 = 4(4-x) \text{ ----(2)}$$

Solving, we get

$$4x = 4(4-x) \Rightarrow 2x = 4 \Rightarrow x = 2$$

$$y=0 \Rightarrow x=0 \text{ and } x=4$$

Given curves intersect at $x=2$ and those curves intersect the x axis at $x=0$ and $x=4$.



Required area is symmetrical about X – axis Area OACB

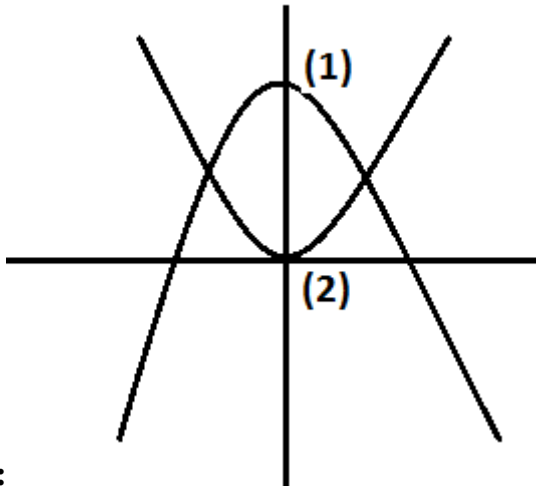
$$= 2 \left[\int_0^2 2\sqrt{x} \, dx + \int_2^4 2\sqrt{4-x} \, dx \right]$$

$$= 2 \left\{ \left. 2 \frac{x^{\frac{3}{2}}}{\frac{3}{2}} \right|_0^2 + \left. \frac{(4-x)^{\frac{3}{2}}}{-\frac{3}{2}} \right|_2^4 \right\}$$

$$= 2 \left[\frac{4}{3} (2\sqrt{2}) - \frac{4}{3} (-2\sqrt{2}) \right] = 2 \left(\frac{8\sqrt{2}}{3} + \frac{8\sqrt{2}}{3} \right)$$

$$= 2 \left(\frac{16\sqrt{2}}{3} \right) = \frac{32\sqrt{2}}{3} \text{ sq. units}$$

3. $y = 2 - x^2, y = x^2$



Sol:

$$y = 2 - x^2 \quad \text{_____ (1)}$$

$$y = x^2 \quad \text{_____ (2)}$$

FROM above equations,

$$2 - x^2 = x^2, 2 = 2x^2 \text{ or } x^2 = 1$$

$$x = \pm 1$$

Area bounded by two curves is

$$\begin{aligned} & 2 \times \int_{-1}^1 (y \text{ of (1)} - y \text{ of (2)}) dx \\ &= 2 \int_{-1}^1 (2 - x^2 - x^2) dx \\ &= 2 \int_{-1}^1 (2 - 2x^2) dx = 2 \left(2x - \frac{2x^3}{3} \right)_{-1}^1 \\ &= 2 \left[2 - \frac{2}{3} \right] = \frac{8}{3} \text{ sq. units.} \end{aligned}$$

4. Show that the area enclosed between the curve $y^2 = 12(x+3)$ and

$$y^2 = 20(5-x) \text{ is } 64\sqrt{\frac{5}{3}}.$$

Sol: Equation of the curves are

$$y^2 = 12(x+3) \quad \text{_____ (1)}$$

$$y^2 = 20(5-x) \quad \text{_____ (2)}$$

Eliminating y

$$12(x+3) = 20(5-x)$$

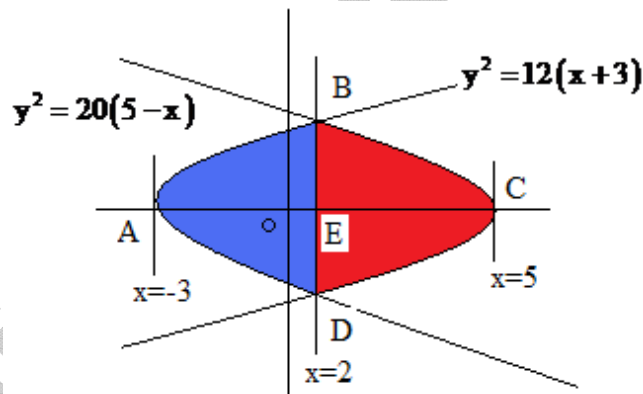
$$x + 9 = 25 - 5x, 8x = 16, x = 2$$

Given curves are intersecting on $x=2$.

The points of intersection of the curves and the x axis are $x=5$ and $x=-3$.

$$y^2 = 12(2+3) = 60$$

$$y = \sqrt{60} = \pm 2\sqrt{15}$$



The required area is symmetrical about X – axis

Required area = 2x(AREA ABCOA)

$$= 2 \cdot (\text{AREA ABEA} + \text{AREA BECB})$$

$$= 2 \left[\int_{-3}^2 2\sqrt{3}\sqrt{x+3} dx + \int_2^5 2\sqrt{5}\sqrt{5-x} dx \right]$$

$$= 4\sqrt{3} \left(\frac{(x+3)^{\frac{3}{2}}}{\frac{3}{2}} \right)_{-3}^2 + 4\sqrt{5} \left(\frac{(5-x)^{\frac{3}{2}}}{-\frac{3}{2}} \right)_2^5$$

$$\begin{aligned}
 &= \frac{8\sqrt{3}}{3} \left(\frac{(x+3)^{\frac{3}{2}}}{\frac{3}{2}} \right)_{-3} + 4\sqrt{5} \left(\frac{(5-x)^{\frac{3}{2}}}{-\frac{3}{2}} \right)_2 \\
 &= \frac{8\sqrt{3}}{3} \left(5^{\frac{3}{2}} - 0 \right) - \frac{8\sqrt{5}}{3} \left[0 - 3^{\frac{3}{2}} \right] \\
 &= \frac{8\sqrt{3}}{3} \cdot 5\sqrt{5} + \frac{8\sqrt{5}}{3} \left[0 - 3^{\frac{3}{2}} \right] \\
 &= \frac{40\sqrt{15}}{3} + \frac{24\sqrt{15}}{3} = \frac{64}{3} \sqrt{15} \text{ sq. units} \\
 &= 64 \sqrt{\frac{15}{9}} \text{ sq. units} = 64 \sqrt{\frac{5}{3}} \text{ sq. units.}
 \end{aligned}$$

5. Find the area of the region $\{(x, y) / x^2 - x - 1 \leq y \leq -1\}$

Sol. Let the curves be $y = x^2 - x - 1$ -----(1)

And $y = -1$ ----- (2)

$$y = x^2 - x - 1 = \left(x - \frac{1}{2}\right)^2 - \frac{5}{4}$$

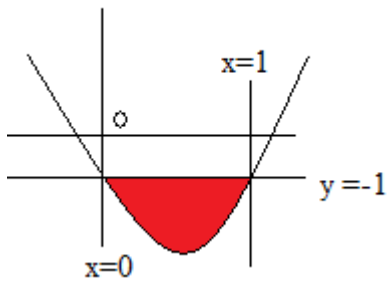
$y = \frac{5}{4} - \left(x - \frac{1}{2}\right)^2$ is a parabola with

Vertex $\left(\frac{1}{2}, -\frac{5}{4}\right)$

From (1) and (2),

$$x^2 - x - 1 = -1 \Rightarrow x^2 - x = 0 \Rightarrow x = 0, x = 1$$

Given curves are intersecting at $x=0$ and $x=1$.



Required area = $\int_0^1 (y \text{ of } (1) - y \text{ of } (2)) dx$

$$A = \left| \int_0^1 (x^2 - x - 1) dx - \int_0^1 (-1) dx \right|$$

$$= \left| \int_0^1 \left(\frac{x^3}{3} - \frac{x^2}{2} - x \right) - \int_0^1 [-x] \right| = \frac{1}{6} \text{ sq. units}$$

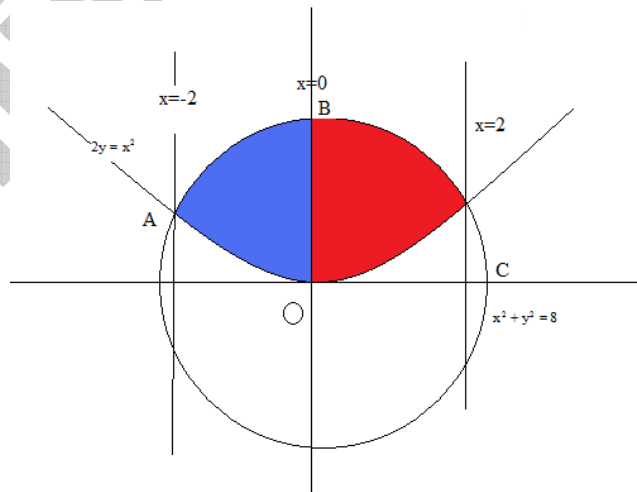
- 6. The circle $x^2 - y^2 = 8$ is divided into two parts by the parabola $2y = x^2$. Find the area of both the parts.**

Sol:

$$x^2 + y^2 = 8 \quad \text{_____ (1)}$$

$$2y = x^2 \quad \text{_____ (2)}$$

Eliminating Y between equations (1) and (2)



$$\text{Let } x^2 = t, \quad 4t + t^2 = 32, \quad t^2 + 4t - 32 = 0$$

$$(t + 8)(t - 4) = 0$$

$$t = -8 \text{ (not possible)} \quad x^2 = 4 \Rightarrow x = \pm 2$$

Given curves are intersecting at $x=2$ and $x=-2$.

$$\begin{aligned} \text{AREA OBCO} &= \int_0^2 \sqrt{8-x^2} \, dx - \int_0^2 \frac{x^2}{2} \, dx \\ &= \left[\frac{1}{2}x \cdot \sqrt{8-x^2} + \frac{8}{2} \sin^{-1} \frac{x}{2\sqrt{2}} \right]_0^2 - \left[\frac{x^3}{6} \right]_0^2 \\ &= \frac{1}{2} \cdot 2 \cdot 2 + 4 \cdot \frac{\pi}{4} - \frac{8}{6} = \frac{2}{3} + \pi \end{aligned}$$

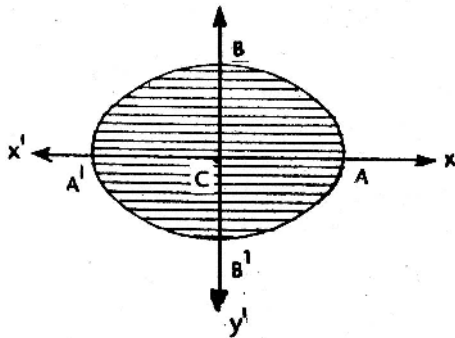
As curve is symmetric about Y – axis, total area ABCOA = 2. OBCO

$$= 2 \left(\frac{2}{3} + \pi \right) = \frac{4}{3} + 2\pi \text{ sq. units.}$$

AREA of the circle = $\pi r^2 = 8\pi$

$$\begin{aligned} \text{Remain part} &= 8\pi - \left(\frac{4}{3} + 2\pi \right) \\ &= \left(6\pi - \frac{4}{3} \right) \text{ sq. units.} \end{aligned}$$

7. Show that the area of the region bounded by $\frac{x^2}{a^2} + \frac{y^2}{b^2} = 1$ (ellipse) is πab . Also deduce the area of the circle $x^2 + y^2 = a^2$.



Sol:

The ellipse is symmetrical about X and Y axis Area of the ellipse = 4 Area of

$$\text{CAB} = 4 \cdot \frac{\pi}{4} ab$$

$$\text{Equation of ellipse is } \frac{x^2}{a^2} + \frac{y^2}{b^2} = 1$$

$$y = \frac{b}{a} \sqrt{a^2 - x^2}$$

$$\begin{aligned}
 CAB &= \frac{b}{a} \int_0^a \sqrt{a^2 - x^2} \, dx \\
 &= \frac{b}{a} \left(\frac{x\sqrt{a^2 - x^2}}{2} + \frac{a^2}{2} \sin^{-1} \frac{x}{a} \right)_0^a \\
 &= \frac{b}{a} \left(0 + \frac{a^2}{2} \cdot \frac{\pi}{2} - ab \right) = \frac{\pi a^2}{4} \cdot \frac{b}{a} = \frac{\pi}{4} ab
 \end{aligned}$$

(From prob. 8 in ex 10(a)) = πab

Substituting $b = a$, we get the circle

$$x^2 + y^2 = a^2$$

Area of the circle = $\pi a(a) = \pi a^2$ sq. units.

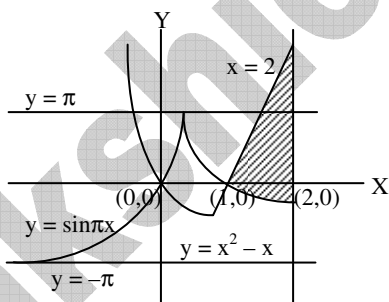
8. Find the area of the region enclosed by the curves $y = \sin \pi x$, $y = x^2 - x$, $x = 2$.

Sol: The graphs of the given equations

$$y = \sin \pi x \quad \dots (1)$$

and $y = x^2 - x$, $x = 2$ are shown below.

X	-2	-1	0	1	2	3
$y = x^2 - x$	6	+2	0	0	2	6



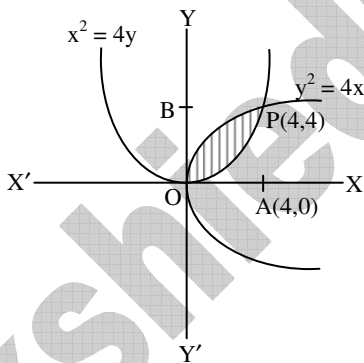
Required area bounded by

$y = \sin \pi x$, $y = x^2 - x$, $x = 2$ is given by

$$\begin{aligned}
 &= \left| \int_1^2 \sin \pi x \, dx - \int_1^2 (x^2 - x) \, dx \right| \\
 &= \left| -\left(\frac{\cos \pi x}{\pi}\right)_1^2 - \left(\frac{x^3}{3} - \frac{x^2}{2}\right)_1^2 \right| \\
 &= \left| -\left[\frac{\cos 2\pi}{\pi} - \frac{\cos \pi}{\pi}\right] - \left[\left(\frac{8}{3} - 2\right) - \left(\frac{1}{3} - \frac{1}{2}\right)\right] \right| \\
 &= \left| -\frac{1}{\pi}[1+1] - \left[\frac{8}{3} - 2 - \frac{1}{3} + \frac{1}{2}\right] \right| \\
 &= \left| -\frac{2}{\pi} - \left[\frac{2}{3} + \frac{1}{6}\right] \right| \\
 &= \left| -\frac{2}{\pi} - \frac{5}{6} \right| = \frac{2}{\pi} + \frac{5}{6} \text{ sq.units.}
 \end{aligned}$$

9. Prove that the curves $y^2 = 4x$ and $x^2 = 4y$ divide the area of square bounded by the lines $x = 0$, $x = 4$, $y = 4$ and $y = 0$ into three equal parts.

Sol:



The given curves are $y^2 = 4x$... (1)

and $x^2 = 4y$... (2)

Solving $y^4 = 16x^2 = 64y$

$$\Rightarrow y(y^3 - 64) = 0$$

$$\Rightarrow y = 0 \text{ or } y = 4$$

When $y = 4$ we have $4x = 16 \Rightarrow x = 4$.

\therefore Points of intersection of parabola is $P(4, 4)$.

∴ Area bounded by the parabolas

$$\begin{aligned}
 &= \int_0^4 2\sqrt{x} \, dx - \int_0^4 \frac{x^2}{4} \, dx \\
 &= \int_0^4 \left(2\sqrt{x} - \frac{x^2}{4} \right) dx \\
 &= 2 \left(\frac{2}{3} \right) (x^{3/2})_0^4 - \frac{1}{4} \left[\frac{x^3}{3} \right]_0^4 \\
 &= \frac{4}{3} (8) - \frac{1}{4} \left(\frac{64}{3} \right) \\
 &= \frac{32}{3} - \frac{16}{3} = \frac{16}{3} \text{ sq.units.}
 \end{aligned}$$

Area of the square formed = $(OA)^2 = 4^2 = 16$

Since the area bounded by the parabolas

$x^2 = 4y$ and $y^2 = 4x$ is $\frac{16}{3}$ sq.units. which is one third of the area of square we

conclude that the curves $y^2 = 4x$ and $x^2 = 4y$ divide the area of the square bounded by $x = 0$,

$x = 4$, $y = 0$, $y = 4$ into three equal parts.

10. Let AOB be the positive quadrant of the $\frac{x^2}{a^2} + \frac{y^2}{b^2} = 1$ with OA = a, OB = b.

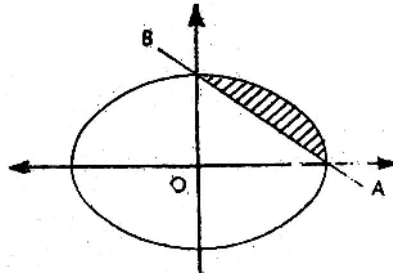
Then show that the area bounded between the chord AB and the arc AB of

the ellipse is $\frac{(\pi - 2)ab}{4}$.

Sol: Let OA = a, OB = b

Equation of AB is $\frac{x}{a} + \frac{y}{b} = 1$

$$\frac{y}{b} = 1 - \frac{x}{a}, \quad y = b \left(1 - \frac{x}{a} \right)$$



Equation of the ellipse is $\frac{x^2}{a^2} + \frac{y^2}{a^2} = 1$

$$\frac{y^2}{b^2} = 1 - \frac{x^2}{a^2} = \frac{a^2 - x^2}{a^2}$$

$$y^2 = \frac{b^2}{a^2} (a^2 - x^2)$$

$$y = \frac{b}{a} \sqrt{a^2 - x^2}$$

Required area

$$= \int_0^a \left(\frac{b}{a} \sqrt{a^2 - x^2} \right) dx - \int_0^a b \left(1 - \frac{x}{a} \right) dx$$

$$= \frac{b}{a} \left[x \frac{\sqrt{a^2 - x^2}}{2} + \frac{a^2}{2} \sin^{-1} \left(\frac{x}{a} \right) \right]_0^a$$

$$- b \left(x - \frac{1}{a} \cdot \frac{x^2}{2} \right)_0^a$$

$$= \frac{b}{a} \left[0 + \frac{a^2}{2} \cdot \sin^{-1} 1 - (0+0) \right] - b \left[a - \frac{a^2}{2a} - 0 \right]$$

$$= \frac{b}{a} \cdot \frac{a^2}{2} \cdot \frac{\pi}{2} - \frac{ab}{2} = \frac{ab}{4} (\pi - 2) \text{ sq. units}$$

11. Find the area enclosed between $y = x^2 - 5x$ and $y = 4 - 2x$.

Sol: Equations of the curves are

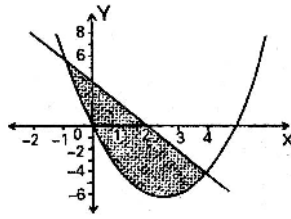
$$y = x^2 - 5x \dots\dots\dots(1)$$

$$y = 4 - 2x \dots\dots\dots(2)$$

$$x^2 - 5x = 4 - 2x, x^2 - 5x = 4 - 2x$$

$$x^2 - 3x - 4 = 0$$

$$(x+1)(x-4) = 0 \quad x = -1, 4$$



$$\text{Required area} = \int_{-1}^4 [(4-2x) - (x^2-5x)] dx$$

$$= \int_{-1}^4 (4+3x-x^2) dx = \left(4x + \frac{3}{2}x^2 - \frac{x^3}{3} \right)_{-1}^4$$

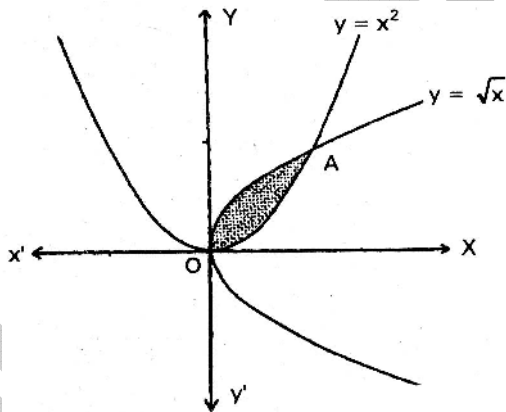
$$= \left(16 + \frac{3}{2}16 - \frac{64}{3} \right) - \left(-4 + \frac{3}{2} + \frac{1}{3} \right)$$

$$= 16 + 24 - \frac{64}{3} + 4 - \frac{3}{2} - \frac{1}{3}$$

$$= 44 - \frac{64}{3} - \frac{3}{2} - \frac{1}{3}$$

$$= \frac{264 - 128 - 9 - 2}{6} = \frac{125}{6}$$

12. Find the area bounded between the curves $y = x^2$, $y = \sqrt{x}$.



Sol:

Equations of the given curves are

$$y = \sqrt{x} \quad \dots\dots\dots(1)$$

$$y = x^2 \quad \dots\dots\dots(2)$$

$$\therefore \sqrt{x} = x^2 \Rightarrow x^4 = x$$

$$x(x^3 - 1) = 0, \quad x = 0 \text{ or } x = 1$$

∴ The curves intersect at O(0,0) A(1,1)

$$\begin{aligned} \text{Required area} &= \int_0^1 (\sqrt{x} - x^2) dx \\ &= \left(\frac{2}{3} \times \sqrt{x} - \frac{x^3}{3} \right)_0^1 = \frac{2}{3} - \frac{1}{3} = \frac{1}{3} \end{aligned}$$

13. Find the area bounded between the curves $y^2 = 4ax$, $x^2 = 4by$ ($a > 0, b > 0$).

Sol: Equations of the given curves are

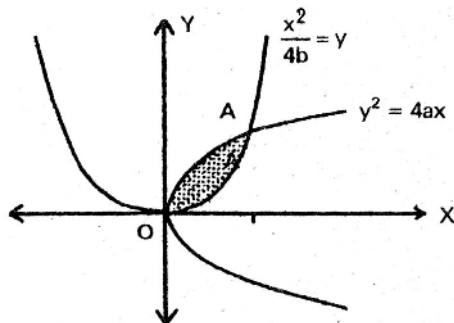
$$y^2 = 4ax \quad \dots\dots\dots(1)$$

$$x^2 = 4by \quad \dots\dots\dots(2)$$

From equation (2) $y = \frac{x^2}{4b}$

Substituting in (1) $\left(\frac{x^2}{4b}\right)^2 = 4ax$

$$x^4 = (16b^2) |4ax|$$



$$x [x^3 - 64b^2a] = 0$$

$$X = 0, x = 4 (b^2a)^{1/3}$$

Area bounded will be

$$= \int_0^{4(b^2a)^{1/3}} \left[\sqrt{4ax} - \frac{x^2}{4b} \right] dx$$

$$= \frac{4(b^2a)^{1/3}}{0} \left[(4a)^{1/2} x^{3/2} \cdot \frac{2}{3} - \frac{x^3}{12b} \right]$$

$$\begin{aligned} &= \left[(4a)^{1/2} 8(b^2a)^{1/3} \frac{2}{3} - \frac{4^3 (b^2a)^{3/3}}{12b} \right] \\ &= \left[2ab \frac{16}{3} - \frac{64 \cdot b^2a}{12b} \right] = ab \left(\frac{32}{3} - \frac{16}{3} \right) \\ &= \frac{16}{3} ab \text{ sq.units} \end{aligned}$$

Sakshieducation.com